

BMW 4er Coupe, 420d MHy, Typ G22, 163 PS / 120 kW
 BMW 4er Coupe, 420d MHy, Typ G22, 190 PS / 140 kW
 BMW 4er Coupe, 420d MHy xDrive, Typ G22, 190 PS / 140 kW
 BMW 4er Coupe, 420i, Typ G22, 184 PS / 135 kW
 BMW 4er Coupe, 420i xDrive, Typ G22, 184 PS / 135 kW
 BMW 4er Coupe, 420i, Typ G22, 170 PS / 125 kW
 BMW 4er Coupe, 430i, Typ G22, 258 PS / 190 kW
 BMW 4er Coupe, 430i, Typ G22, 245 PS / 180 kW
 BMW 4er Coupe, 430i xDrive, Typ G22, 245 PS / 180 kW
 BMW 4er Coupe, 430d MHy xDrive, Typ G22, 286 PS / 210 kW
 BMW 4er Coupe, M440d MHy xDrive, Typ G22, 340 PS / 250 kW
 BMW 4er Coupe, M440i MHy, Typ G22, 374 PS / 275 kW
 BMW 4er Coupe, M440i MHy xDrive, Typ G22, 374 PS / 275 kW

BMW 4er Coupe, 420d MHy, Typ G22 Facelift, 163 PS / 120 kW
 BMW 4er Coupe, 420d MHy, Typ G22 Facelift, 190 PS / 140 kW
 BMW 4er Coupe, 420d MHy xDrive, Typ G22 Facelift, 190 PS / 140 kW
 BMW 4er Coupe, 420i, Typ G22 Facelift, 170 PS / 125 kW
 BMW 4er Coupe, 420i, Typ G22 Facelift, 184 PS / 135 kW
 BMW 4er Coupe, 430d MHy xDrive, Typ G22 Facelift, 286 PS / 210 kW
 BMW 4er Coupe, 430i, Typ G22 Facelift, 245 PS / 180 kW
 BMW 4er Coupe, 430i xDrive, Typ G22 Facelift, 245 PS / 180 kW
 BMW 4er Coupe, M440d MHy xDrive, Typ G22 Facelift, 340 PS / 250 kW
 BMW 4er Coupe, M440i MHy xDrive, Typ G22 Facelift, 374 PS / 275 kW

BMW 4er Cabrio, 420d MHy, Typ G23, 163 PS / 120 kW
 BMW 4er Cabrio, 420d MHy, Typ G23, 190 PS / 140 kW
 BMW 4er Cabrio, 430d MHy, Typ G23, 286 PS / 210 kW
 BMW 4er Cabrio, 420i, Typ G23, 184 PS / 135 kW
 BMW 4er Cabrio, 430i, Typ G23, 258 PS / 190 kW
 BMW 4er Cabrio, 430i, Typ G23, 245 PS / 180 kW
 BMW 4er Cabrio, 430i xDrive, Typ G23, 245 PS / 180 kW
 BMW 4er Cabrio, M440d MHy xDrive, Typ G23, 340 PS / 250 kW
 BMW 4er Cabrio, M440i MHy, Typ G23, 374 PS / 275 kW
 BMW 4er Cabrio, M440i MHy xDrive, Typ G23, 374 PS / 275 kW

BMW 4er Cabrio, 420d MHy, Typ G23 Facelift, 163 PS / 120 kW
 BMW 4er Cabrio, 420d MHy, Typ G23 Facelift, 190 PS / 140 kW
 BMW 4er Cabrio, 420i, Typ G23 Facelift, 184 PS / 135 kW
 BMW 4er Cabrio, 430d MHy, Typ G23 Facelift, 286 PS / 210 kW
 BMW 4er Cabrio, 430i, Typ G23 Facelift, 245 PS / 180 kW
 BMW 4er Cabrio, 430i xDrive, Typ G23 Facelift, 245 PS / 180 kW
 BMW 4er Cabrio, M440d MHy xDrive, Typ G23 Facelift, 340 PS / 250 kW
 BMW 4er Cabrio, M440i MHy xDrive, Typ G23 Facelift, 374 PS / 275 kW

Allgemeinhinweis: Die genauen Auflagen sind dem Teilegutachten zu entnehmen. Achslasten sind zu beachten.

In general note: The exact requirements can be found in the part certificate. Axle loads must be observed.

| Application | | | | | | | | |
|-------------------|---------------|---------------|--------------|--------------------------|---|---|---|---------------------------------|
| BMW 4er Typ G3C | | | | | | | | 5x112 |
| 18 Zoll / 18 Inch | | | | | | | | |
| Design | Achse Axle | Größe Size | ET Offset | Reifengröße Tyre size | Distanzscheibenstärke Spacer thickness | Distanzscheiben [siehe unten] Spacer [see below] | Radschrauben Bolts | Auflagen Remarks |
| Race GTS-R | VA | 7,5x18 | 48 | 225/45 R18 | 20mm | 20° | M14x1,25x50 | 14, 47, 48, BD14 |
| | HA | 7,5x18 | 48 | 225/45 R18 | 20mm | 20° | M14x1,25x50 | 14, 47, 48, Cab , xa1230, V8 |
| BR-I | VA | 7,5x18 | 25 | 225/45 R18 | | | OEM (M14x1,25x30) | BD14, 14, 47, 48 |
| | HA | 7,5x18 | 25 | 225/45 R18 | | | OEM (M14x1,25x30) | 14, 47, 48, Li95, xa1340, V8² |
| 19 Zoll / 19 Inch | | | | | | | | |
| Design | Achse Axle | Größe Size | ET Offset | Reifengröße Tyre size | Distanzscheibenstärke Spacer thickness | Distanzscheiben [siehe unten] Spacer [see below] | Radschrauben Bolts | Auflagen Remarks |
| Magic CW | VA | 8,5x19 | 35 | 225/40 R19 | 0, 11, 15, 20mm | 0, 11°, 15°, 20° | M14x1,25x30,-40,-45,-50 | Li93, 14, 47, 48 |
| | HA | 8,5x19 | 35 | 225/40 R19 | 0, 11, 15, (20mm) | 0, 11°, 15°, (20°) | M14x1,25x30,-40,-45,-(-50) | (K4b), Li93, 14, 47, 48, xa1300 |
| | VA | 8,5x19 | 35 | 245/35 R19 | 11, 15, (20mm) | 11°, 15°, (20°) | M14x1,25x40,-45,-(-50) | (K4a), Li93, 14, 47, 48 |
| | HA | 8,5x19 | 35 | 245/35 R19 | 11, 15, 20mm | 11°, 15°, 20° | M14x1,25x40,-45,-50 | K4b, Li93, 14, 47, 48, xa1300 |
| | VA | 8,5x19 | 35 | 225/40 R19 | 0, 11, 15, 20mm | 0, 11°, 15°, 20° | M14x1,25x30,-40,-45,-50 | Li93, 14, 47, 48 |
| | HA | 8,5x19 | 35 | 255/35 R19 | 0, (11, 15, 20mm) | 0, (11°, 15°, 20°) | M14x1,25x30,-(-40,-45,-50) | (K4b), Li96, 14, 47, 48 |
| Race LS 2 | VA | 8,5x19 | 35 | 225/40 R19 | 0, 11, 15, 20mm | 0, 11°, 15°, 20° | M14x1,25x30,-40,-45,-50 | Li93, 14, 47, 48 |
| | HA | 8,5x19 | 35 | 225/40 R19 | 0, 11, 15, (20mm) | 0, 11°, 15°, (20°) | M14x1,25x30,-40,-45,-(-50) | (K4b), Li93, 14, 47, 48, xa1300 |
| | VA | 8,5x19 | 35 | 245/35 R19 | 11, 15, (20mm) | 11°, 15°, (20°) | M14x1,25x40,-45,-(-50) | (K4a), Li93, 14, 47, 48 |
| | HA | 8,5x19 | 35 | 245/35 R19 | 11, 15, 20mm | 11°, 15°, 20° | M14x1,25x40,-45,-50 | K4b, Li93, 14, 47, 48, xa1300 |
| | VA | 8,5x19 | 35 | 225/40 R19 | 0, 11, 15, 20mm | 0, 11°, 15°, 20° | M14x1,25x30,-40,-45,-50 | Li93, 14, 47, 48 |
| | HA | 8,5x19 | 35 | 255/35 R19 | 0, (11, 15, 20mm) | 0, (11°, 15°, 20°) | M14x1,25x30,-(-40,-45,-50) | (K4b), Li96, 14, 47, 48 |
| | VA | 8,5x19 | 35 | 225/40 R19 | 0, 11, 15, 20mm | 0, 11°, 15°, 20° | M14x1,25x30,-40,-45,-50 | Li93, 14, 47, 48 |
| Fascinate | HA | 9,5x19 | 46 | 255/35 R19 | 0, (11, 15mm) | 0, (11°, 15°) | M14x1,25x30,-(-40,-45) | (K4b), Li96, 14, 47, 48 |
| | VA | 8,5x19 | 30 | 225/40 R19 | 0, 11, 15, (20mm) | 0, 11°, 15°, (20°) | M14x1,25x30,-40,-45,-(-50) [Tuner Bolts]* | (K4a), Li93, 14, 47, 48 |
| | HA | 8,5x19 | 30 | 225/40 R19 | 0, 11, (15, 20mm) | 0, 11°, (15°, 20°) | M14x1,25x30,-40,-(-45,-50) [Tuner Bolts]* | (K4b), Li93, 14, 47, 48, xa1300 |
| | VA | 8,5x19 | 30 | 245/35 R19 | 11, 15mm | 11°, 15° | M14x1,25x30,-40,-45 [Tuner Bolts]* | K4a, Li93, 14, 47, 48 |
| | HA | 8,5x19 | 30 | 245/35 R19 | 11, 15mm | 11°, 15° | M14x1,25x30,-40,-45 [Tuner Bolts]* | K4b, Li93, 14, 47, 48, xa1300 |
| | VA | 8,5x19 | 30 | 225/40 R19 | 0, 11, 15, (20mm) | 0, 11°, 15°, (20°) | M14x1,25x30,-40,-45,-(-50) [Tuner Bolts]* | (K4a), Li93, 14, 47, 48 |
| | HA | 8,5x19 | 30 | 255/35 R19 | 0, 11, 15mm | 0, 11°, 15° | M14x1,25x30,-40,-45 [Tuner Bolts]* | K4b, Li96, 14, 47, 48 |
| | VA | 8,5x19 | 30 | 225/40 R19 | 0, 11, 15, (20mm) | 0, 11°, 15°, (20°) | M14x1,25x30,-40,-45,-(-50) [Tuner Bolts]* | (K4a), Li93, 14, 47, 48 |
| Race GTX | HA | 9,5x19 | 42 | 255/35 R19 | 0, (11, 15mm) | 0, (11°, 15°) | M14x1,25x30,-(-40,-45) [Tuner Bolts]* | (K4b), Li96, 14, 47, 48 |
| | VA | 8,5x19 | 24 | 225/40 R19 | | | M14x1,25x30 | Li93, 14, 47, 48 |
| | HA | 8,5x19 | 24 | 225/40 R19 | | | M14x1,25x30 | Li93, 14, 47, 48, xa1300 |
| | VA | 8,5x19 | 24 | 245/35 R19 | | | M14x1,25x30 | Li93, 14, 47, 48 |
| | HA | 8,5x19 | 24 | 245/35 R19 | | | M14x1,25x30 | K4b, Li93, 14, 47, 48, xa1300 |
| | VA | 8,5x19 | 24 | 225/40 R19 | | | M14x1,25x30 | Li93, 14, 47, 48 |
| HA | 9,5x19 | 35 | 255/35 R19 | | | M14x1,25x30 | K4b, Li96, 14, 47, 48 | |

19 Zoll / 19 Inch

| Design | Achse Axle | Größe Size | ET Offset | Reifengröße Tire size | Distanzscheibenstärke Spacer thickness | Distanzscheibe Spacer [see below] | Schrauben Bolts | Auflagen Remarks |
|--------|---------------|---------------|--------------|--------------------------|---|--------------------------------------|-----------------------|--|
| BR-I | VA | 8,0x19 | 27 | 225/40 R19 | | | OEM (M14x1,25x30) | ECE, 14, 47, 48 |
| | HA | 8,5x19 | 40 | 255/35 R19 | | | OEM (M14x1,25x30) | ECE, 14, 47, 48, Li96, xa1340, V8 ² |
| | VA | 7,5x19 | 32 | 225/40 R19 | 0, 11mm | 0, 11 ^e | OEM M14x1,25x30,-40 | 14, 47, 48, Li93 |
| | HA | 7,5x19 | 32 | 225/40 R19 | 0, 11mm | 0, 11 ^e | OEM M14x1,25x30,-40 | 14, 47, 48, Li93, xa1300, V8 ² |
| | VA | 8,0x19 | 27 | 225/40 R19 | 0, 11mm | 0, 11 ^e | OEM M14x1,25x30,-40 | 14, 47, 48, Li93 |
| | HA | 8,0x19 | 27 | 225/40 R19 | 0, (11mm) | 0, (11 ^e) | OEM M14x1,25x30,(-40) | (K4b), 14, 47, 48, Li93, xa1300, V8 ² |
| | VA | 8,0x19 | 27 | 225/40 R19 | 0, 11mm | 0, 11 ^e | OEM M14x1,25x30,-40 | 14, 47, 48, Li93 |
| | HA | 9,0x19 | 38 | 255/35 R19 | | | OEM (M14x1,25x30) | 14, 47, 48, Li96 |
| | VA | 8,0x19 | 30 | 225/40 R19 | 0, 11mm | 0, 11 ^e | OEM M14x1,25x30,-40 | 14, 47, 48, Li93 |
| | HA | 8,0x19 | 30 | 225/40 R19 | 0, 11mm | 0, 11 ^e | OEM M14x1,25x30,-40 | 14, 47, 48, Li93, xa1300 |
| | VA | 8,0x19 | 30 | 225/40 R19 | 0, 11mm | 0, 11 ^e | OEM M14x1,25x30,-40 | 14, 47, 48, Li93 |
| | HA | 8,5x19 | 40 | 255/35 R19 | | | OEM (M14x1,25x30) | 14, 47, 48, Li96, xa1340, V8 ² |
| | VA | 8,0x19 | 30 | 225/40 R19 | 0, 11mm | 0, 11 ^e | OEM M14x1,25x30,-40 | 14, 47, 48, Li93 |
| | HA | 9,0x19 | 38 | 255/35 R19 | | | OEM (M14x1,25x30) | 14, 47, 48, Li96 |
| | VA | 8,5x19 | 25 | 225/40 R19 | | | OEM (M14x1,25x30) | 14, 47, 48, Li93 |
| | HA | 8,5x19 | 25 | 225/40 R19 | | | OEM (M14x1,25x30) | 14, 47, 48, Li93, xa1300, V8 ² |
| | VA | 8,5x19 | 25 | 225/40 R19 | | | OEM (M14x1,25x30) | 14, 47, 48, Li93 |
| | HA | 8,5x19 | 40 | 255/35 R19 | | | OEM (M14x1,25x30) | 14, 47, 48, Li96, xa1340, V8 ² |
| | VA | 8,5x19 | 25 | 225/40 R19 | | | OEM (M14x1,25x30) | 14, 47, 48, Li93 |
| | HA | 9,0x19 | 38 | 255/35 R19 | | | OEM (M14x1,25x30) | 14, 47, 48, Li96 |

20 Zoll / 20 Inch

| Design | Achse <i>Axle</i> | Größe <i>Size</i> | ET <i>Offset</i> | Reifengröße <i>Tyre size</i> | Distanzscheibenstärke <i>Spacer thickness</i> | Distanzscheiben [siehe unten] <i>Spacer [see below]</i> | Radschrauben <i>Bolts</i> | Auflagen <i>Remarks</i> |
|-----------|----------------------|----------------------|---------------------|---------------------------------|--|--|--|--|
| Fascinate | VA | 8,5x20 | 35 | 245/30 R20 | 11, (15, 20mm) | 11 [°] , (15 [°] , 20 [°]) | M14x1,25x40,-(45,-50) [Tuner Bolts]* | (K4a), Li90, 14, 47, 48 |
| | HA | 8,5x20 | 35 | 245/30 R20 | 11, 15, 20mm | 11 [°] , 15 [°] , 20 [°] | M14x1,25x40,-45,-50 [Tuner Bolts]* | K4b, Li90, 14, 47, 48, xa1200, V8 ² |
| | VA | 8,5x20 | 35 | 225/35 R20 | 11, 15, (20mm) | 11 [°] , 15 [°] , (20 [°]) | M14x1,25x40,-45,-(50) [Tuner Bolts]* | (K4a), 14, 47, 48 |
| | HA | 8,5x20 | 35 | 255/30 R20 | 0, (11, 15, 20mm) | 0, (11 [°] , 15 [°] , 20 [°]) | M14x1,25x30,-(40,-45,-50) [Tuner Bolts]* | (K4b), Li92, 14, 47, 48, xa1260, V8 ² |
| | VA | 8,5x20 | 35 | 225/35 R20 | 11, 15, (20mm) | 11 [°] , 15 [°] , (20 [°]) | M14x1,25x40,-45,-(50) [Tuner Bolts]* | (K4a), 14, 47, 48 |
| | HA | 10,0x20 | 35 | 265/30 R20 | none | | M14x1,25x30 [Tuner Bolts]* | K4b, 14, 47, 48 |
| | VA | 8,5x20 | 35 | 235/35 R20 | 11, 15, (20mm) | 11 [°] , 15 [°] , (20 [°]) | M14x1,25x40,-45,-(50) [Tuner Bolts]* | (K4a), Li92, 14, 47, 48 |
| | HA | 10,0x20 | 35 | 265/30 R20 | none | | M14x1,25x30 [Tuner Bolts]* | K4b, 14, 47, 48 |
| | VA | 8,5x20 | 35 | 245/30 R20 | 11, (15, 20mm) | 11 [°] , (15 [°] , 20 [°]) | M14x1,25x40,-(45,-50) [Tuner Bolts]* | (K4a), Li90, 14, 47, 48 |
| | HA | 10,0x20 | 35 | 295/25 R20 | none | | M14x1,25x30 [Tuner Bolts]* | K4b, 14, 47, 48 |
| | VA | 8,5x20 | 30 | 245/30 R20 | 11, 15, 20mm | 11 [°] , 15 [°] , 20 [°] | M14x1,25x40,-45,-50 [Tuner Bolts]* | K4a, Li90, 14, 47, 48 |
| | HA | 8,5x20 | 30 | 245/30 R20 | 11, 15, 20mm | 11 [°] , 15 [°] , 20 [°] | M14x1,25x40,-45,-50 [Tuner Bolts]* | K4b, Li90, 14, 47, 48, xa1200, V8 ² |
| | VA | 8,5x20 | 30 | 225/35 R20 | 0, 11, (15mm) | 0, 11 [°] , (15 [°]) | M14x1,25x30,-40,-(45) [Tuner Bolts]* | (K4a), 14, 47, 48 |
| | HA | 8,5x20 | 30 | 255/30 R20 | 0, 11, 15mm | 0, 11 [°] , 15 [°] | M14x1,25x30,-40,-45 [Tuner Bolts]* | K4b, Li92, 14, 47, 48, xa1260, V8 ² |
| | VA | 8,5x20 | 30 | 225/35 R20 | 0, 11, (15mm) | 0, 11 [°] , (15 [°]) | M14x1,25x30,-40,-(45) [Tuner Bolts]* | (K4a), 14, 47, 48 |
| | HA | 10,0x20 | 35 | 265/30 R20 | none | | M14x1,25x30 [Tuner Bolts]* | K4b, 14, 47, 48 |
| | VA | 8,5x20 | 30 | 235/35 R20 | 0, (11, 15, 20mm) | 0, (11 [°] , 15 [°] , 20 [°]) | M14x1,25x30,-(40,-45,-50) [Tuner Bolts]* | (K4a), Li92, 14, 47, 48 |
| | HA | 10,0x20 | 35 | 265/30 R20 | none | | M14x1,25x30 [Tuner Bolts]* | K4b, 14, 47, 48 |
| | VA | 8,5x20 | 30 | 245/30 R20 | 11, 15, 20mm | 11 [°] , 15 [°] , 20 [°] | M14x1,25x40,-45,-50 [Tuner Bolts]* | K4a, Li90, 14, 47, 48 |
| | HA | 10,0x20 | 35 | 295/25 R20 | none | | M14x1,25x30 [Tuner Bolts]* | K4b, 14, 47, 48 |

20 Zoll / 20 Inch

| Design | Achse <i>Axle</i> | Größe <i>Size</i> | ET <i>Offset</i> | Reifengröße <i>Tyre size</i> | Distanzscheibenstärke <i>Spacer thickness</i> | Distanzscheiben [siehe unten] <i>Spacer [see below]</i> | Radschrauben <i>Bolts</i> | Auflagen <i>Remarks</i> |
|-----------|----------------------|----------------------|---------------------|---------------------------------|--|--|------------------------------|--------------------------------------|
| Race LS 2 | VA | 8,5x20 | 35 | 245/30 R20 | 11, (15, 20mm) | 11°, (15°, 20°) | M14x1,25x40,(-45,-50) | (K4a), Li90, 14, 47, 48 |
| | HA | 8,5x20 | 35 | 245/30 R20 | 11, 15, 20mm | 11°, 15°, 20° | M14x1,25x40,-45,-50 | K4b, Li90, 14, 47, 48, xa1200, V8² |
| | VA | 8,5x20 | 35 | 225/35 R20 | 11, 15, (20mm) | 11°, 15°, (20°) | M14x1,25x40,-45,(-50) | (K4a), 14, 47, 48 |
| | HA | 8,5x20 | 35 | 255/30 R20 | 0, (11, 15, 20mm) | 0, (11°, 15°, 20°) | M14x1,25x30,(-40,-45,-50) | (K4b), Li92, 14, 47, 48, xa1260, V8² |
| | VA | 8,5x20 | 35 | 225/35 R20 | 11, 15, (20mm) | 11°, 15°, (20°) | M14x1,25x40,-45,(-50) | (K4a), 14, 47, 48 |
| | HA | 9,5x20 | 46 | 255/30 R20 | 0, (11, 15mm) | 0, (11°, 15°) | M14x1,25x30,(-40,-45) | (K4b), Li92, 14, 47, 48, xa1260, V8² |
| | VA | 8,5x20 | 35 | 225/35 R20 | 11, 15, (20mm) | 11°, 15°, (20°) | M14x1,25x40,-45,(-50) | (K4a), 14, 47, 48 |
| | HA | 9,5x20 | 46 | 265/30 R20 | 0, (11, 15mm) | 0, (11°, 15°) | M14x1,25x30,(-40,-45) | (K4b), 14, 47, 48 |
| | VA | 8,5x20 | 35 | 235/35 R20 | 11, 15, (20mm) | 11°, 15°, (20°) | M14x1,25x40,-45,(-50) | (K4a), Li92, 14, 47, 48 |
| | HA | 9,5x20 | 46 | 265/30 R20 | 0, (11, 15mm) | 0, (11°, 15°) | M14x1,25x30,(-40,-45) | (K4b), 14, 47, 48 |
| | VA | 8,5x20 | 35 | 225/35 R20 | 11, 15, (20mm) | 11°, 15°, (20°) | M14x1,25x40,-45,(-50) | (K4a), 14, 47, 48 |
| | HA | 10,0x20 | 38 | 265/30 R20 | none | | M14x1,25x30 | K4b, 14, 47, 48 |
| | VA | 8,5x20 | 35 | 235/35 R20 | 11, 15, (20mm) | 11°, 15°, (20°) | M14x1,25x40,-45,(-50) | (K4a), Li92, 14, 47, 48 |
| | HA | 10,0x20 | 38 | 265/30 R20 | none | | M14x1,25x30 | K4b, 14, 47, 48 |
| | VA | 8,5x20 | 35 | 245/30 R20 | 11, (15, 20mm) | 11°, (15°, 20°) | M14x1,25x40,(-45,-50) | (K4a), Li90, 14, 47, 48 |
| | HA | 10,0x20 | 38 | 295/25 R20 | none | | M14x1,25x30 | K4b, 14, 47, 48 |
| Race LS 2 | VA | 8,5x20 | 30 | 245/30 R20 | 11, 15, 20mm | 11°, 15°, 20° | M14x1,25x40,-45,-50 | K4a, Li90, 14, 47, 48 |
| | HA | 8,5x20 | 30 | 245/30 R20 | 11, 15, 20mm | 11°, 15°, 20° | M14x1,25x40,-45,-50 | K4b, Li90, 14, 47, 48, xa1200, V8² |
| | VA | 8,5x20 | 30 | 225/35 R20 | 11, (15mm) | 11°, (15°) | M14x1,25x40,(-45) | (K4a), 14, 47, 48 |
| | HA | 8,5x20 | 30 | 255/30 R20 | 0, 11, 15mm | 0, 11°, 15° | M14x1,25x30,-40,-45 | K4b, Li92, 14, 47, 48, xa1260, V8² |
| | VA | 8,5x20 | 30 | 225/35 R20 | 11, (15mm) | 11°, (15°) | M14x1,25x40,(-45) | (K4a), 14, 47, 48 |
| | HA | 9,5x20 | 46 | 255/30 R20 | 0, (11, 15mm) | 0, (11°, 15°) | M14x1,25x30,(-40,-45) | (K4b), Li92, 14, 47, 48, xa1260, V8² |
| | VA | 8,5x20 | 30 | 225/35 R20 | 11, (15mm) | 11°, (15°) | M14x1,25x40,(-45) | (K4a), 14, 47, 48 |
| | HA | 9,5x20 | 46 | 265/30 R20 | 0, (11, 15mm) | 0, (11°, 15°) | M14x1,25x30,(-40,-45) | (K4b), 14, 47, 48 |
| | VA | 8,5x20 | 30 | 235/35 R20 | 11, (15, 20mm) | 11°, (15°, 20°) | M14x1,25x40,(-45,-50) | (K4a), Li92, 14, 47, 48 |
| | HA | 9,5x20 | 46 | 265/30 R20 | 0, (11, 15mm) | 0, (11°, 15°) | M14x1,25x30,(-40,-45) | (K4b), 14, 47, 48 |
| | VA | 8,5x20 | 30 | 225/35 R20 | 11, (15mm) | 11°, (15°) | M14x1,25x40,(-45) | (K4a), 14, 47, 48 |
| | HA | 10,0x20 | 38 | 265/30 R20 | none | | M14x1,25x30 | K4b, 14, 47, 48 |
| | VA | 8,5x20 | 30 | 235/35 R20 | 11, 15, 20mm | 11°, 15°, 20° | M14x1,25x40,-45,-50 | K4a, Li92, 14, 47, 48 |
| | HA | 10,0x20 | 38 | 265/30 R20 | none | | M14x1,25x30 | K4b, 14, 47, 48 |
| | VA | 8,5x20 | 30 | 245/30 R20 | 11, 15, 20mm | 11°, 15°, 20° | M14x1,25x40,-45,-50 | K4a, Li90, 14, 47, 48 |
| | HA | 10,0x20 | 38 | 295/25 R20 | none | | M14x1,25x30 | K4b, 14, 47, 48 |

20 Zoll / 20 Inch





| Design | Achse <i>Axle</i> | Größe <i>Size</i> | ET <i>Offset</i> | Reifengröße <i>Tyre size</i> | Distanzscheibenstärke <i>Spacer thickness</i> | Distanzscheiben [siehe unten] <i>Spacer [see below]</i> | Radschrauben <i>Bolts</i> | Auflagen <i>Remarks</i> |
|----------|----------------------|----------------------|---------------------|---------------------------------|--|--|------------------------------------|--|
| Topas | VA | 8,5x20 | 30 | 245/30 R20 | 11, 15, 20mm | 11 [°] , 15 [°] , 20 [°] | M14x1,25x40,-45,-50 [Tuner Bolts]* | K4a, Li90, 14, 47, 48 |
| | HA | 8,5x20 | 30 | 245/30 R20 | 11, 15, 20mm | 11 [°] , 15 [°] , 20 [°] | M14x1,25x40,-45,-50 [Tuner Bolts]* | K4b, Li90, 14, 47, 48, xa1200, V8 ² |
| | VA | 8,5x20 | 30 | 225/35 R20 | 11, (15mm) | 11 [°] , (15 [°]) | M14x1,25x40,-(45) [Tuner Bolts]* | (K4a), 14, 47, 48 |
| | HA | 8,5x20 | 30 | 255/30 R20 | 0, 11, 15mm | 0, 11 [°] , 15 [°] | M14x1,25x30,-40,-45 [Tuner Bolts]* | K4b, Li92, 14, 47, 48, xa1260, V8 ² |
| | VA | 8,5x20 | 30 | 225/35 R20 | 11, (15mm) | 11 [°] , (15 [°]) | M14x1,25x40,-(45) [Tuner Bolts]* | (K4a), 14, 47, 48 |
| | HA | 10,0x20 | 38 | 265/30 R20 | none | | M14x1,25x30 [Tuner Bolts]* | K4b, 14, 47, 48 |
| | VA | 8,5x20 | 30 | 235/35 R20 | 11, 15, 20mm | 11 [°] , 15 [°] , 20 [°] | M14x1,25x40,-45,-50 [Tuner Bolts]* | K4a, Li92, 14, 47, 48 |
| | HA | 10,0x20 | 38 | 265/30 R20 | none | | M14x1,25x30 [Tuner Bolts]* | K4b, 14, 47, 48 |
| | VA | 8,5x20 | 30 | 245/30 R20 | 11, 15, 20mm | 11 [°] , 15 [°] , 20 [°] | M14x1,25x40,-45,-50 [Tuner Bolts]* | K4a, Li90, 14, 47, 48 |
| | HA | 10,0x20 | 38 | 295/25 R20 | none | | M14x1,25x30 [Tuner Bolts]* | K4b, 14, 47, 48 |
| Race GTS | VA | 8,5x20 | 35 | 245/30 R20 | 11, (15, 20mm) | 11 [°] , (15 [°] , 20 [°]) | M14x1,25x40,-(45,-50) | (K4a), Li90, 14, 47, 48 |
| | HA | 8,5x20 | 35 | 245/30 R20 | 11, 15, 20mm | 11 [°] , 15 [°] , 20 [°] | M14x1,25x40,-45,-50 | K4b, Li90, 14, 47, 48, xa1200, V8 ² |
| | VA | 8,5x20 | 35 | 225/35 R20 | 11, 15, (20mm) | 11 [°] , 15 [°] , (20 [°]) | M14x1,25x40,-45,-(50) | (K4a), 14, 47, 48 |
| | HA | 8,5x20 | 35 | 255/30 R20 | 0, (11, 15, 20mm) | 0, (11 [°] , 15 [°] , 20 [°]) | M14x1,25x30,-(40,-45,-50) | (K4b), Li92, 14, 47, 48, xa1260, V8 ² |
| | VA | 8,5x20 | 35 | 225/35 R20 | 11, 15, (20mm) | 11 [°] , 15 [°] , (20 [°]) | M14x1,25x40,-45,-(50) | (K4a), 14, 47, 48 |
| | HA | 10,0x20 | 38 | 265/30 R20 | none | | M14x1,25x30 | K4b, 14, 47, 48 |
| | VA | 8,5x20 | 35 | 235/35 R20 | 11, 15, (20mm) | 11 [°] , 15 [°] , (20 [°]) | M14x1,25x40,-45,-(50) | (K4a), Li92, 14, 47, 48 |
| | HA | 10,0x20 | 38 | 265/30 R20 | none | | M14x1,25x30 | K4b, 14, 47, 48 |
| | VA | 8,5x20 | 35 | 245/30 R20 | 11, (15, 20mm) | 11 [°] , (15 [°] , 20 [°]) | M14x1,25x40,-(45,-50) | (K4a), Li90, 14, 47, 48 |
| | HA | 10,0x20 | 38 | 295/25 R20 | none | | M14x1,25x30 | K4b, 14, 47, 48 |
| | VA | 8,5x20 | 24 | 245/30 R20 | 0, (11mm) | 0, (11 [°]) | M14x1,25x30,-(40) | (K4a), Li90, 14, 47, 48 |
| | HA | 8,5x20 | 24 | 245/30 R20 | 0, 11mm | 0, 11 [°] | M14x1,25x30,-40 | K4b, Li90, 14, 47, 48, xa1200, V8 ² |
| | VA | 8,5x20 | 24 | 225/35 R20 | 0, (11mm) | 0, (11 [°]) | M14x1,25x30,-(40) | (K4a), 14, 47, 48 |
| | HA | 8,5x20 | 24 | 255/30 R20 | 0, 11mm | 0, 11 [°] | M14x1,25x30,-40 | K4b, Li92, 14, 47, 48, xa1260, V8 ² |
| | VA | 8,5x20 | 24 | 225/35 R20 | 0, (11mm) | 0, (11 [°]) | M14x1,25x30,-(40) | (K4a), 14, 47, 48 |
| | HA | 10,0x20 | 38 | 265/30 R20 | none | | M14x1,25x30 | K4b, 14, 47, 48 |
| | VA | 8,5x20 | 24 | 235/35 R20 | 0, (11mm) | 0, (11 [°]) | M14x1,25x30,-(40) | (K4a), Li92, 14, 47, 48 |
| | HA | 10,0x20 | 38 | 265/30 R20 | none | | M14x1,25x30 | K4b, 14, 47, 48 |
| | VA | 8,5x20 | 24 | 245/30 R20 | 0, (11mm) | 0, (11 [°]) | M14x1,25x30,-(40) | (K4a), Li90, 14, 47, 48 |
| | HA | 10,0x20 | 38 | 295/25 R20 | none | | M14x1,25x30 | K4b, 14, 47, 48 |

20 Zoll / 20 Inch

| Design | Achse <i>Axle</i> | Größe <i>Size</i> | ET <i>Offset</i> | Reifengröße <i>Tyre size</i> | Distanzscheibenstärke <i>Spacer thickness</i> | Distanzscheiben [siehe unten] <i>Spacer [see below]</i> | Radschrauben <i>Bolts</i> | Auflagen <i>Remarks</i> |
|----------|----------------------|----------------------|---------------------|---------------------------------|--|--|------------------------------|--------------------------------------|
| Hibonit | VA | 8,5x20 | 35 | 245/30 R20 | 11, (15, 20mm) | 11°, (15°, 20°) | M14x1,25x40,(-45,-50) | (K4a), Li90, 14, 47, 48 |
| | HA | 8,5x20 | 35 | 245/30 R20 | 11, 15, 20mm | 11°, 15°, 20° | M14x1,25x40,-45,-50 | K4b, Li90, 14, 47, 48, xa1200, V8² |
| | VA | 8,5x20 | 35 | 225/35 R20 | 11, 15, (20mm) | 11°, 15°, (20°) | M14x1,25x40,-45,(-50) | (K4a), 14, 47, 48 |
| | HA | 8,5x20 | 35 | 255/30 R20 | 0, (11, 15, 20mm) | 0, (11°, 15°, 20°) | M14x1,25x30,(-40,-45,-50) | (K4b), Li92, 14, 47, 48, xa1260, V8² |
| | VA | 8,5x20 | 35 | 225/35 R20 | 11, 15, (20mm) | 11°, 15°, (20°) | M14x1,25x40,-45,(-50) | (K4a), 14, 47, 48 |
| | HA | 10,0x20 | 38 | 265/30 R20 | none | | M14x1,25x30 | K4b, 14, 47, 48 |
| | VA | 8,5x20 | 35 | 235/35 R20 | 11, 15, (20mm) | 11°, 15°, (20°) | M14x1,25x40,-45,(-50) | (K4a), Li92, 14, 47, 48 |
| | HA | 10,0x20 | 38 | 265/30 R20 | none | | M14x1,25x30 | K4b, 14, 47, 48 |
| | VA | 8,5x20 | 35 | 245/30 R20 | 11, (15, 20mm) | 11°, (15°, 20°) | M14x1,25x40,(-45,-50) | (K4a), Li90, 14, 47, 48 |
| | HA | 10,0x20 | 38 | 295/25 R20 | none | | M14x1,25x30 | K4b, 14, 47, 48 |
| | VA | 8,5x20 | 24 | 245/30 R20 | 0, (11mm) | 0, (11°) | M14x1,25x30,(-40) | (K4a), Li90, 14, 47, 48 |
| | HA | 8,5x20 | 24 | 245/30 R20 | 0, 11mm | 0, 11° | M14x1,25x30,-40 | K4b, Li90, 14, 47, 48, xa1200, V8² |
| | VA | 8,5x20 | 24 | 225/35 R20 | 0, (11mm) | 0, (11°) | M14x1,25x30,(-40) | (K4a), 14, 47, 48 |
| | HA | 8,5x20 | 24 | 255/30 R20 | 0, 11mm | 0, 11° | M14x1,25x30,-40 | K4b, Li92, 14, 47, 48, xa1260, V8² |
| | VA | 8,5x20 | 24 | 225/35 R20 | 0, (11mm) | 0, (11°) | M14x1,25x30,(-40) | (K4a), 14, 47, 48 |
| | HA | 10,0x20 | 38 | 265/30 R20 | none | | M14x1,25x30 | K4b, 14, 47, 48 |
| | VA | 8,5x20 | 24 | 235/35 R20 | 0, (11mm) | 0, (11°) | M14x1,25x30,(-40) | (K4a), Li92, 14, 47, 48 |
| | HA | 10,0x20 | 38 | 265/30 R20 | none | | M14x1,25x30 | K4b, 14, 47, 48 |
| | VA | 8,5x20 | 24 | 245/30 R20 | 0, (11mm) | 0, (11°) | M14x1,25x30,(-40) | (K4a), Li90, 14, 47, 48 |
| | HA | 10,0x20 | 38 | 295/25 R20 | none | | M14x1,25x30 | K4b, 14, 47, 48 |
| Race GTX | VA | 8,5x20 | 30 | 245/30 R20 | 11, 15, 20mm | 11°, 15°, 20° | M14x1,25x40,-45,-50 | K4a, Li90, 14, 47, 48 |
| | HA | 8,5x20 | 30 | 245/30 R20 | 11, 15, 20mm | 11°, 15°, 20° | M14x1,25x40,-45,-50 | K4b, Li90, 14, 47, 48, xa1200, V8² |
| | VA | 8,5x20 | 30 | 225/35 R20 | 0, 11, (15mm) | 0, 11°, (15°) | M14x1,25x30,-40,(-45) | (K4a), 14, 47, 48 |
| | HA | 8,5x20 | 30 | 255/30 R20 | 0, 11, 15mm | 0, 11°, 15° | M14x1,25x30,-40,-45 | K4b, Li92, 14, 47, 48, xa1260, V8² |
| | VA | 8,5x20 | 30 | 225/35 R20 | 0, 11, (15mm) | 0, 11°, (15°) | M14x1,25x30,-40,(-45) | (K4a), 14, 47, 48 |
| | HA | 10,0x20 | 35 | 265/30 R20 | none | | M14x1,25x30 | K4b, 14, 47, 48 |
| | VA | 8,5x20 | 30 | 235/35 R20 | 0, (11, 15, 20mm) | 0, (11°, 15°, 20°) | M14x1,25x30,(-40,-45,-50) | (K4a), Li92, 14, 47, 48 |
| | HA | 10,0x20 | 35 | 265/30 R20 | none | | M14x1,25x30 | K4b, 14, 47, 48 |
| | VA | 8,5x20 | 30 | 245/30 R20 | 11, 15, 20mm | 11°, 15°, 20° | M14x1,25x40,-45,-50 | K4a, Li90, 14, 47, 48 |
| | HA | 10,0x20 | 35 | 295/25 R20 | none | | M14x1,25x30 | K4b, 14, 47, 48 |

20 Zoll / 20 Inch

| Design | Achse Axle | Größe Size | ET Offset | Reifengröße Tire size | Distanzscheibenstärke Spacer thickness | Distanzscheibe Spacer [see below] | Schrauben Bolts | Auflagen Remarks |
|--------|---------------|---------------|--------------|--------------------------|---|--------------------------------------|---------------------|---|
| BR-1 | VA | 8,0x20 | 27 | 225/35 R20 | 0, 11mm | 0, 11 ^e | OEM M14x1,25x30,-40 | 14, 47, 48 |
| | HA | 8,5x20 | 40 | 255/30 R20 | | | M14x1,25x30 | 14, 47, 48, Li92, xa1260, V8 ² |
| | VA | 8,0x20 | 27 | 225/35 R20 | 0, 11mm | 0, 11 ^e | OEM M14x1,25x30,-40 | 14, 47, 48 |
| | HA | 9,0x20 | 44 | 255/30 R20 | | | OEM (M14x1,25x30) | 14, 47, 48, Li92, xa1260, V8 ² |
| | VA | 8,0x20 | 27 | 225/35 R20 | 0, 11mm | 0, 11 ^e | OEM M14x1,25x30,-40 | 14, 47, 48 |
| | HA | 9,0x20 | 44 | 265/30 R20 | | | OEM (M14x1,25x30) | 14, 47, 48 |
| | VA | 8,0x20 | 27 | 225/35 R20 | 0, 11mm | 0, 11 ^e | OEM M14x1,25x30,-40 | 14, 47, 48 |
| | HA | 9,0x20 | 35 | 255/30 R20 | | | OEM (M14x1,25x30) | 14, 47, 48, Li92, xa1260, V8 ² |
| | VA | 8,0x20 | 27 | 225/35 R20 | 0, 11mm | 0, 11 ^e | OEM M14x1,25x30,-40 | 14, 47, 48 |
| | HA | 9,0x20 | 35 | 265/30 R20 | | | OEM (M14x1,25x30) | 14, 47, 48 |
| | VA | 8,0x20 | 27 | 225/35 R20 | 0, 11mm | 0, 11 ^e | OEM M14x1,25x30,-40 | 14, 47, 48 |
| | HA | 9,5x20 | 43 | 255/30 R20 | | | OEM (M14x1,25x30) | 14, 47, 48, Li92, xa1260, V8 ² |
| | VA | 8,0x20 | 27 | 225/35 R20 | 0, 11mm | 0, 11 ^e | OEM M14x1,25x30,-40 | 14, 47, 48 |
| | HA | 9,5x20 | 43 | 265/30 R20 | | | OEM (M14x1,25x30) | K4b, 14, 47, 48 |
| | VA | 8,0x20 | 30 | 225/35 R20 | 0, 11mm | 0, 11 ^e | OEM M14x1,25x30,-40 | 14, 47, 48 |
| | HA | 8,5x20 | 40 | 255/30 R20 | | | OEM (M14x1,25x30) | 14, 47, 48, Li92, xa1260, V8 ² |
| | VA | 8,0x20 | 30 | 225/35 R20 | 0, 11mm | 0, 11 ^e | OEM M14x1,25x30,-40 | 14, 47, 48 |
| | HA | 9,0x20 | 44 | 255/30 R20 | | | OEM (M14x1,25x30) | 14, 47, 48, Li92, xa1260, V8 ² |
| | VA | 8,0x20 | 30 | 225/35 R20 | 0, 11mm | 0, 11 ^e | OEM M14x1,25x30,-40 | 14, 47, 48 |
| | HA | 9,0x20 | 44 | 265/30 R20 | | | OEM (M14x1,25x30) | 14, 47, 48 |
| | VA | 8,0x20 | 30 | 225/35 R20 | 0, 11mm | 0, 11 ^e | OEM M14x1,25x30,-40 | 14, 47, 48 |
| | HA | 9,0x20 | 35 | 255/30 R20 | | | OEM (M14x1,25x30) | 14, 47, 48, Li92, xa1260, V8 ² |
| | VA | 8,0x20 | 30 | 225/35 R20 | 0, 11mm | 0, 11 ^e | OEM M14x1,25x30,-40 | 14, 47, 48 |
| | HA | 9,0x20 | 35 | 265/30 R20 | | | OEM (M14x1,25x30) | 14, 47, 48 |
| | VA | 8,0x20 | 30 | 225/35 R20 | 0, 11mm | 0, 11 ^e | OEM M14x1,25x30,-40 | 14, 47, 48 |
| | HA | 9,5x20 | 43 | 255/30 R20 | | | OEM (M14x1,25x30) | 14, 47, 48, Li92, xa1260, V8 ² |
| | VA | 8,0x20 | 30 | 225/35 R20 | 0, 11mm | 0, 11 ^e | OEM M14x1,25x30,-40 | 14, 47, 48 |
| | HA | 9,5x20 | 43 | 265/30 R20 | | | OEM (M14x1,25x30) | K4b, 14, 47, 48 |

| Legende / legend | |
|--|---|
| 14 | Nur in Kombination mit Reifendruckkontrollsystem <i>Only in combination with tire pressure sensors</i> Zubehör Nummer: Schrader - 3057 / HUF - RDE077V21 / Cub - VS-62U032 <i>Aftermarket number: Schrader - 3057 / HUF - RDE077V21 / Cub - VS-62U032</i> |
| 47 | Genauere Auflagen sind den jeweiligen TÜV Teilgutachten zu entnehmen. <i>Detailed requirements are given in the relevant TÜV certificate.</i> |
| 48 | Bei der Verwendung dieser Rad/Reifenkombination ist beim Fall einer Reifenpanne ein Ersatzrad oder Reifenpannen-Set mitzuführen. <i>User instruction: When using this wheel/tire combination it is necessary to provide a spare wheel or a set for tire breakdown for emergency.</i> |
| * | Bitte beachten Sie, dass für die Montage spezielle Schrauben mit schmalem Schraubenkopf benötigt werden. <i>Please note that special screws with a narrow screw head are required for mounting.</i> |
| BD14 | Nicht für Brems Scheibendurchmesser 374mm <i>Not for brake disc diameter 374mm</i> |
| ECE | Nur zulässig, wenn die Rad/Reifen-Kombination serienmäßig vom Fahrzeughersteller freigegeben ist. <i>The use of this wheel/tyre combination is not permitted unless already previously approved by the manufacturer for serial production.</i> |
| K4a | An Achse 1 ist eine ausreichende Radabdeckung und Freigang herzustellen. Siehe TÜV Teilgutachten. <i>On axis 1 a sufficient fender clearance needs to be ensured. See TÜV certificate.</i> |
| K4b | An Achse 2 ist eine ausreichende Radabdeckung und Freigang herzustellen. Siehe TÜV Teilgutachten. <i>On axis 2 a sufficient fender clearance needs to be ensured. See TÜV certificate.</i> |
| V8² | Achslast bei Fahrzeugen mit Anhängerkupplung muss geprüft werden <i>Axle load for vehicles with trailer hitch must be checked</i> |
| xa??? | bis maximal ??? Kg Achslast zulässig. <i>up to ???Kg axleload allowed.</i> |
| Li90 | Mindestens einen Lastindex von 90 verwenden. Bei geringerem Lastindex können Motor/Ausstattungsvarianten entfallen <i>Use a minimum Loadindex of 90. With a lower load index, motor/equipment variants can be omitted</i> |
| Li91 | Mindestens einen Lastindex von 91 verwenden. Bei geringerem Lastindex können Motor/Ausstattungsvarianten entfallen <i>Use a minimum Loadindex of 91. With a lower load index, motor/equipment variants can be omitted</i> |
| Li92 | Mindestens einen Lastindex von 92 verwenden. Bei geringerem Lastindex können Motor/Ausstattungsvarianten entfallen <i>Use a minimum Loadindex of 92. With a lower load index, motor/equipment variants can be omitted</i> |
| Li93 | Mindestens einen Lastindex von 93 verwenden. Bei geringerem Lastindex können Motor/Ausstattungsvarianten entfallen <i>Use a minimum Loadindex of 93. With a lower load index, motor/equipment variants can be omitted</i> |
| Li95 | Mindestens einen Lastindex von 95 verwenden. Bei geringerem Lastindex können Motor/Ausstattungsvarianten entfallen <i>Use a minimum Loadindex of 95. If the load index is lower, motor/equipment variants may be not applile</i> |
| Li96 | Mindestens einen Lastindex von 96 verwenden. Bei geringerem Lastindex können Motor/Ausstattungsvarianten entfallen <i>Use a minimum Loadindex of 96. With a lower load index, motor/equipment variants can be omitted</i> |
| Li98 | Mindestens einen Lastindex von 98 verwenden. Bei geringerem Lastindex können Motor/Ausstattungsvarianten entfallen <i>Use a minimum Loadindex of 98. With a lower load index, motor/equipment variants can be omitted</i> |
| Artikelnummer Distanzscheibe / spacer part number | |
| 0 | None |
| 11° | 751126651106 |
| 15° | 751126651506 |
| 20° | 751126652006 |
| Farblegende / color legend | |
|  | problemlos <i>unproblematically</i> |
|  | laut STVZO problemlos, EU grenzwertig <i>by STVZO unproblematically, EU is uncertain</i> |
|  | evtl mit Karosseriearbeit verbunden <i>related with possible bodywork</i> |
|  | ECE Anwendung <i>ECE Application</i> |